



EXCEL **BESPOKE**
COMPOSITE DOORS





2

ABOUT THE DOOR

Excel manufacture using polypropylene, the Capstone SecureDesign™ Door Slab is at the heart of all our doors and gives the slab superior strength.

The stiles and rails are composed of a water-resistant polymer which are bonded to the skin and then filled with an insulating core of 100% CFC- free polyurethane.

The main benefits of the door are:

- > The door is 9 times more thermally efficient than a timber door
- > Through-colour GRP, UV stable skin, meaning no painting or maintenance needed
- > Manufactured from high impact-resistant materials to offer high levels of security
- > Hung into a fully reinforced 70mm profile outerframe
- > Standard glazing sizes and a range of stunning decorative glass available

DOOR DESIGNER

Make sure that the door you choose is the perfect fit for your property by using our door designer. It is often difficult to visualise what your new door will look like in situ. Our door designer lets you see just that by allowing you to upload a picture of your home, and see exactly how your choice will look in reality.

You're the designer!

Choose the style of door, add a colour of your choice, and then choose from the beautiful range of decorative glass available. Finish your door off by adding the hardware, and then view the finished article on a picture of your home.

<https://www.doordesigner.uk/App2/Excelcompositedoors.php>



DOOR STYLES



REGENT SQUARE
PAGE 4



REGENT ARCH
PAGE 4



COVENTRY 3
PAGE 6



COVENTRY 1
PAGE 6



COVENTRY SUNBURST
PAGE 6



PICCADILLY 4
PAGE 8



PICCADILLY 2
PAGE 8



OXFORD SQUARE
PAGE 10



OXFORD SQUARE GRID
PAGE 10



OXFORD ARCH
PAGE 10



OXFORD ARCH GRID
PAGE 10



WHITEHALL
PAGE 12



OLD KENT
PAGE 14



OLD KENT SOLID
PAGE 14



PALL MALL LARGE
PAGE 16



PALL MALL DIAMOND
PAGE 16



MAYFAIR
PAGE 18



MAYFAIR SOLID
PAGE 18



KINGS CROSS
PAGE 20



VINE
PAGE 22



BOW
PAGE 24



INOX NICE
PAGE 26



INOX BARCELONA
PAGE 26



INOX LYON
PAGE 28



INOX MUNICH
PAGE 28



SIDELIGHT OPTIONS ALSO AVAILABLE
ASK FOR DETAILS



4

COLOUR: ANTHRACITE GREY
GLASS: REFLECTIONS



COLOUR: **CHARTWELL GREEN**
GLASS: **KENSINGTON**



COLOUR: **ANTHRACITE GREY**
GLASS: **FLAIR**



OPTIONS:



REGENT SQUARE



REGENT ARCH

THE REGENT



COLOUR: **BLUE**
GLASS: **ZINC ART STAR**



COLOUR: **RED**
GLASS: **CLASSIC**



COLOUR: **BLACK**
GLASS: **LINEAR**



COLOUR: **GREEN**
GLASS: **FINESSE**



6

COLOUR: **RED**
GLASS: **ZINC ART STAR**



COLOUR: **BLUE**
GLASS: **ELEGANCE**



COLOUR: **WHITE**
GLASS: **FLAIR**



COLOUR: **CHARTWELL GREEN**
GLASS: **CLASSIC**



COLOUR: **GREEN**
GLASS: **PINPOINT**



**SUNBURST
OPTION**

THE COVENTRY

OPTIONS:



COVENTRY 1



COVENTRY 3



COLOUR: **GOLDEN OAK**
GLASS: **FINESSE**



COLOUR: **BLACK**
GLASS: **ROMA**



8

COLOUR: CHARTWELL GREEN
GLASS: ROMA



OPTIONS:



PICCADILLY 2



PICCADILLY 4

COLOUR: **BLACK**
GLASS: **FLAIR**



COLOUR: **RED**
GLASS: **KENSINGTON**



THE PICCADILLY



COLOUR: **BLUE**
GLASS: **ZINC ART STAR**




COLOUR: **GOLDEN OAK**
GLASS: **CRYSTAL FLOWERS**



COLOUR: **ANTHRACITE GREY**
GLASS: **PRAIRIE**



COLOUR: **ROSEWOOD**
GLASS: **CLASSIC**



10

COLOUR: **BLUE**
GLASS: **CLASSIC**



COLOUR: **BLACK**
GLASS: **KENSINGTON**



OXFORD SQUARE

COLOUR: **GOLDEN OAK**
GLASS: **SIMPLICITY**



OXFORD ARCH

COLOUR: **CHARTWELL GREEN**
GLASS: **GRIDLITE ETCH**



OXFORD SQUARE GRID

COLOUR: **WHITE**
GLASS: **SATIN**



OXFORD ARCH GRID

THE OXFORD



OXFORD SQUARE

COLOUR: **GREEN**
GLASS: **REFLECTIONS**



OXFORD ARCH

COLOUR: **RED**
GLASS: **ELEGANCE**



OXFORD SQUARE

COLOUR: **ANTHRACITE GREY**
GLASS: **LINEAR**




OXFORD ARCH

COLOUR: **ROSEWOOD**
GLASS: **ZINC ART STAR**

ENCLOSED MINI BLIND OPTION

Control light and privacy with instant fingertip control when you select an integrated door blind. This Venetian blind is cleverly encapsulated within the insulated glass cavity of this door to provide a zero maintenance blind. The blind can be raised, lowered and easily tilted using the unobtrusive fingertip control on the edge of the frame. Say goodbye to tiresome dusting and hello to a beautifully controlled environment you'll love!





12

COLOUR: ANTHRACITE GREY
GLASS: NEW ORLEANS



COLOUR: **GOLDEN OAK**
GLASS: **SYMPHONY**



COLOUR: **RED**
GLASS: **MODENA**



COLOUR: **GREEN**
GLASS: **SIMPLICITY**



COLOUR: **BLACK**
GLASS: **MURANO**



THE WHITEHALL



COLOUR: **CHARTWELL GREEN**
GLASS: **REFLECTIONS**



COLOUR: **BLUE**
GLASS: **PRAIRIE**



COLOUR: **SILVER GREY**
GLASS: **KENSINGTON**



14

COLOUR: **GREEN**
GLASS: **DORCHESTER**



COLOUR: **GOLDEN OAK**
GLASS: **BEAUMONT**



COLOUR: **BLACK**
GLASS: **CRYSTAL FLOWERS**



OPTIONS:



OLD KENT



OLD KENT SOLID

THE OLD KENT



COLOUR: **ROSEWOOD**
GLASS: **SIMPLICITY**



COLOUR: **CHARTWELL GREEN**
GLASS: **PRAIRIE**



COLOUR: **RED**
GLASS: **ZINC STAR**



COLOUR: **BLUE**
GLASS: **REFLECTIONS**



16

COLOUR: **GOLDEN OAK**
GLASS: **FLAIR**



COLOUR: **ANTHRACITE GREY**
GLASS: **PRAIRIE**



COLOUR: **BLACK**
GLASS: **FINESSE**



COLOUR: **CHARTWELL GREEN**
GLASS: **KENSINGTON**



COLOUR: **WHITE**
GLASS: **SIMPLICITY**



THE PALL MALL

OPTIONS:



PALL MALL DIAMOND




PALL MALL LARGE



COLOUR: **GREEN**
GLASS: **CLASSIC**



COLOUR: **GOLDEN OAK**
GLASS: **BULLION**



18

COLOUR: ANTHRACITE GREY
GLASS: ETCH SQUARES





COLOUR: **AGATE GREY**
GLASS: **TAHOE**



COLOUR: **GLADIATOR BLUE**
GLASS: **SYMPHONY**



THE MAYFAIR



COLOUR: **SILVER GREY**
GLASS: **LINEAR**



COLOUR: **BLACK**
GLASS: **CLASSIC**



COLOUR: **MULBERRY**
GLASS: **REFLECTIONS**



COLOUR: **GOLDEN OAK**



20

COLOUR: **BLACK**
GLASS: **MATRIX**



COLOUR: **BLUE**
GLASS: **KENSINGTON**



COLOUR: **GREEN**
GLASS: **LINEAR**



COLOUR: **GOLDEN OAK**
GLASS: **ETCH SQUARES**



COLOUR: **BLACK**
GLASS: **SATIN**



THE **KINGS CROSS**



COLOUR: **SHADOW GREY**
GLASS: **MILLENNIUM**



COLOUR: **CHARTWELL GREEN**
GLASS: **CLASSIC**


OPTIONS:



CENTRED



OFFSET



22

COLOUR: **BASALT GREY**
GLASS: **MODENA**



COLOUR: **WEDGEWOOD BLUE**
GLASS: **REFLECTIONS**



COLOUR: **CREAM**
GLASS: **KENSINGTON**



OPTIONS:



CENTRED



OFFSET

THE VINE



COLOUR: **BLUE**
GLASS: **PRAIRIE**



COLOUR: **GREEN**
GLASS: **ROMA**



COLOUR: **RED**
GLASS: **SIMPLICITY**



COLOUR: **GOLDEN OAK**
GLASS: **FINESSE**



24

COLOUR: **GLADIATOR BLUE**
GLASS: **KENSINGTON**



COLOUR: **CREAM**
GLASS: **REFLECTIONS**



COLOUR: **AGATE GREY**
GLASS: **SYMPHONY**



COLOUR: **BLUE**
GLASS: **MODENA**



COLOUR: **CHARTWELL GREEN**
GLASS: **SIMPLICITY**



THE BOW

OPTIONS:



BOW LEFT




BOW RIGHT



COLOUR: **BLACK**
GLASS: **FINESSE**



COLOUR: **WEDGEWOOD BLUE**
GLASS: **ROMA**



26

COLOUR: ANTHRACITE GREY
GLASS: QUARTZ



OPTIONS:

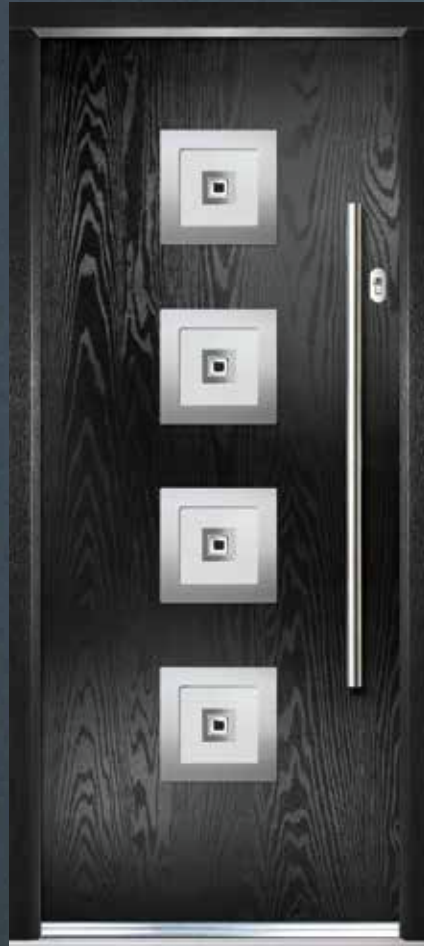


INOX NICE



INOX BARCELONA

COLOUR: **BLACK**
GLASS: **TAHOE**



COLOUR: **AGATE GREY**
GLASS: **CIELO**



INOX DOORS



COLOUR: **SHADOW GREY**
GLASS: **ROMA**



COLOUR: **TURQUOISE BLUE**
GLASS: **MURANO**



COLOUR: **RED**
GLASS: **KENSINGTON**



COLOUR: **BLUE**
GLASS: **SATIN**



28

COLOUR: **IVORY**
GLASS: **TACOMA**



COLOUR: **BLUE**
GLASS: **KENSINGTON**



COLOUR: **CHARTWELL GREEN**
GLASS: **SATIN**



COLOUR: **ANTHRACITE GREY**
GLASS: **TAHOE**



COLOUR: **GREEN**
GLASS: **MURANO**



INOX DOORS



COLOUR: **SILVER GREY**
GLASS: **ROMA**



COLOUR: **AZZURRO BLUE**
GLASS: **EIGER**

OPTIONS:



INOX LYON



INOX MUNICH

| PATTERNED GLASS OPTIONS

All our door styles are also available in a standard range of 4 carefully selected patterned glass options. Pilkington Textures are also available by special order.



CATHEDRAL



PINPOINT



RAIN



SATIN

30

| CARE AND MAINTENANCE

Your new door should keep you safe and secure for years to come, however with all products and especially those that are exposed to the elements, we recommend that you carry out a care and maintenance routine.

- > Door frames should be washed with warm soapy water only.
- > The door leaf should only be cleaned using warm water or non-aggressive composite door wipes. No solvent-based product or abrasives should be used as these will damage the surface of the skin.
- > External glass should be cleaned with warm soapy water and cleaned with a proprietary glass cleaner.
- > Hardware can be cleaned with a mild detergent and wiped clean. No harsh chemicals or abrasives should be used.
- > Maintenance of the door may be required to uphold any guarantees from the installer. Hinges should be lubricated with engineering oil. Cylinders can be lubricated with Teflon-based products only, as other oils may cause degradation. If necessary, a small amount of lubricant can be applied to the moving parts such as letterplates, handles and knockers.



I DOOR COLOURS

Our doors are available in a range of carefully chosen colours to fit in with the style of any property. Stunning wood grained doors are also available to offer a traditional 'timber look' finish.

STANDARD DOOR COLOURS



WHITE

RED

BLUE

GREEN

BLACK

PREMIUM DOOR COLOURS



CHARTWELL GREEN

ANTHRACITE GREY

GOLDEN OAK

ROSEWOOD

31

LOOKING FOR A SPECIFIC COLOUR?

Not a problem! All of our doors and frames can be sprayed in any RAL colour of your choice!

Colours that appear in this brochure are for representation only due to the limitations of the printing process. A colour swatch is available upon request for a true colour representation.





STRONG | SECURE | SUPERIOR

Tradesman:

Please note that all images are provided as a guide only. Due to the nature of the various materials used in the manufacturing process, there might be slight variations in colour between the door outerframes and the door leafs. Handles, letterplates and door furniture may vary. As part of our commitment to continuous improvement, we reserve the right to modify/change the specification without prior notice.